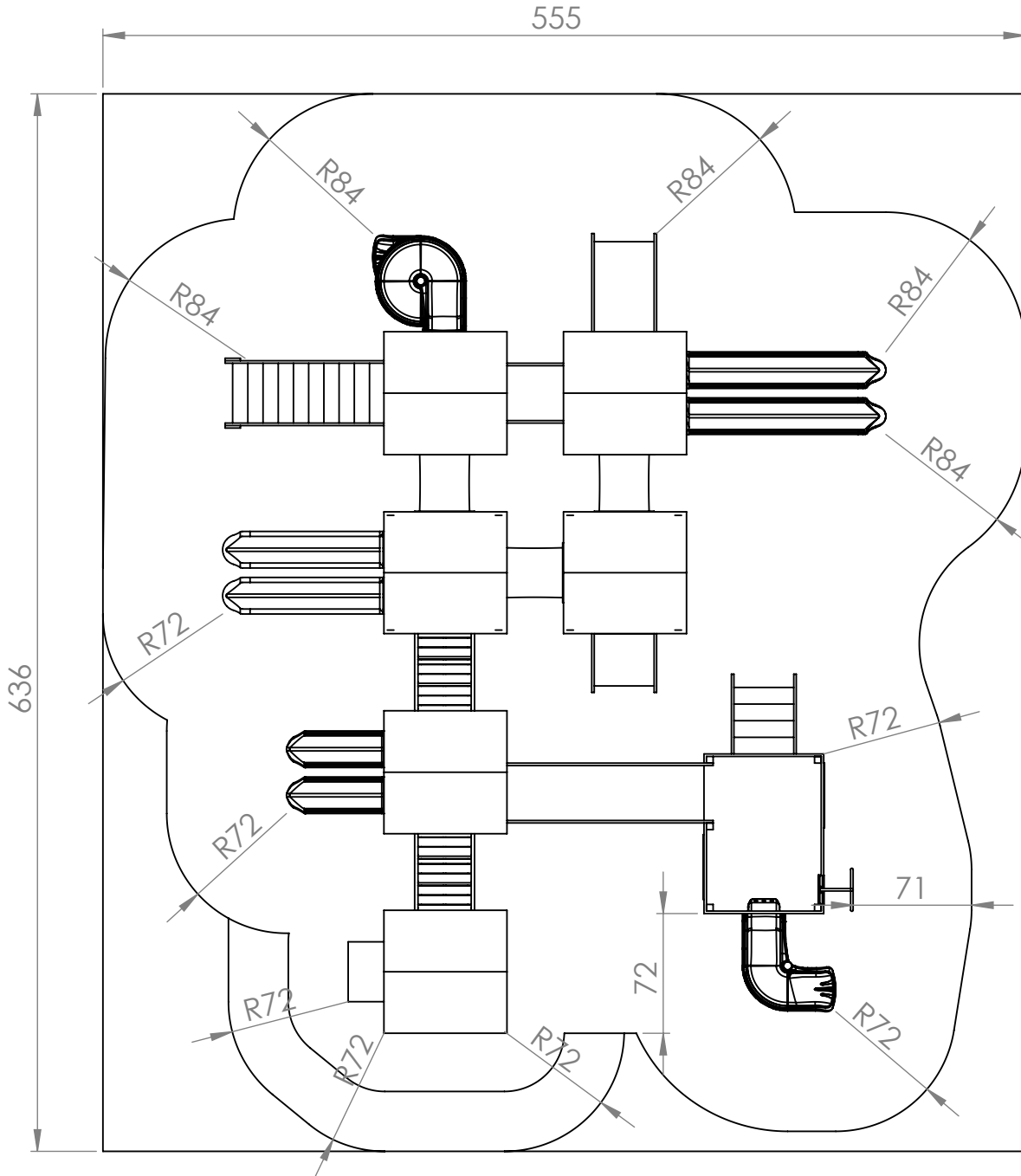


2

1



**Surface Area of Install Zone: 2451 sq Ft**

**Surface Area of Min Use Zone: 2006 sq Ft**

**[Multiply Surface area X Required Surfacing Material Depth(in Feet)]= Volume of Surfacing material Required**

### King Swings

C:\Users\sales\Desktop\LOCAL WORKSPACE\2023\Commercial\2023 NEW sets\Use Zones\_LargeSetOptionAssembly

**PROPRIETARY AND CONFIDENTIAL**

THE INFORMATION CONTAINED IN THIS DRAWING IS THE SOLE PROPERTY OF KING SWINGS. ANY REPRODUCTION IN PART OR AS A WHOLE WITHOUT THE WRITTEN PERMISSION OF KING SWINGS IS PROHIBITED.

SIZE	DWG. NO.	REV.
SCALE:1:100	WEIGHT:	SHEET 1 OF 3

Use Zones\_LargeSetOptionAssembly

2

1

A

A

B

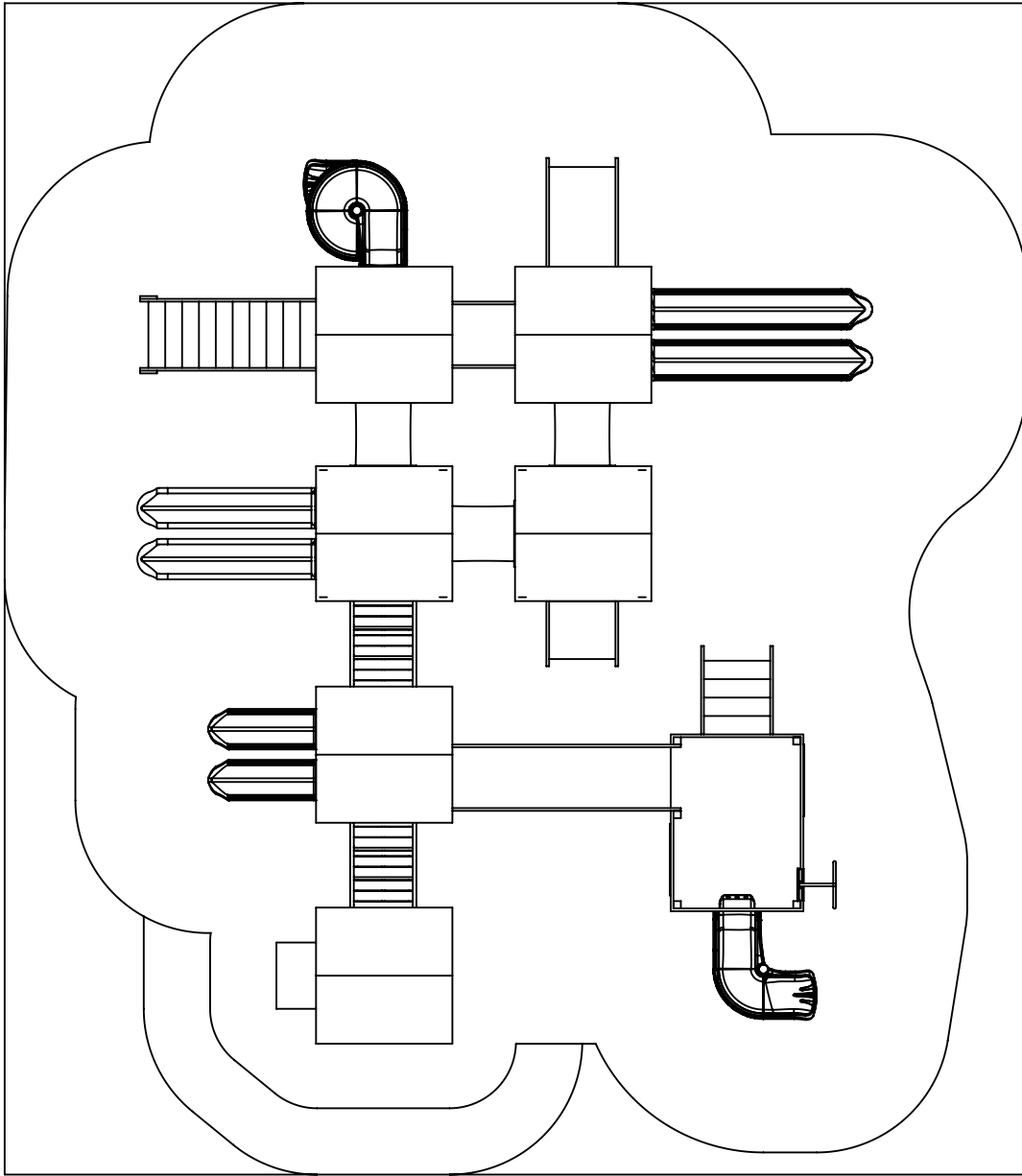
B

2

1

B

B



A

A

**King Swings**

C:\Users\sales\Desktop\LOCAL WORKSPACE\2023\Commercial\2023 NEW sets\Use Zones\_LargeSetOptionAssembly

**PROPRIETARY AND CONFIDENTIAL**

THE INFORMATION CONTAINED IN THIS DRAWING IS THE SOLE PROPERTY OF KING SWINGS. ANY REPRODUCTION IN PART OR AS A WHOLE WITHOUT THE WRITTEN PERMISSION OF KING SWINGS IS PROHIBITED.

SIZE	DWG. NO.	REV.
SCALE:1:100	WEIGHT:	SHEET 2 OF 3

Use Zones\_LargeSetOptionAssembly

2

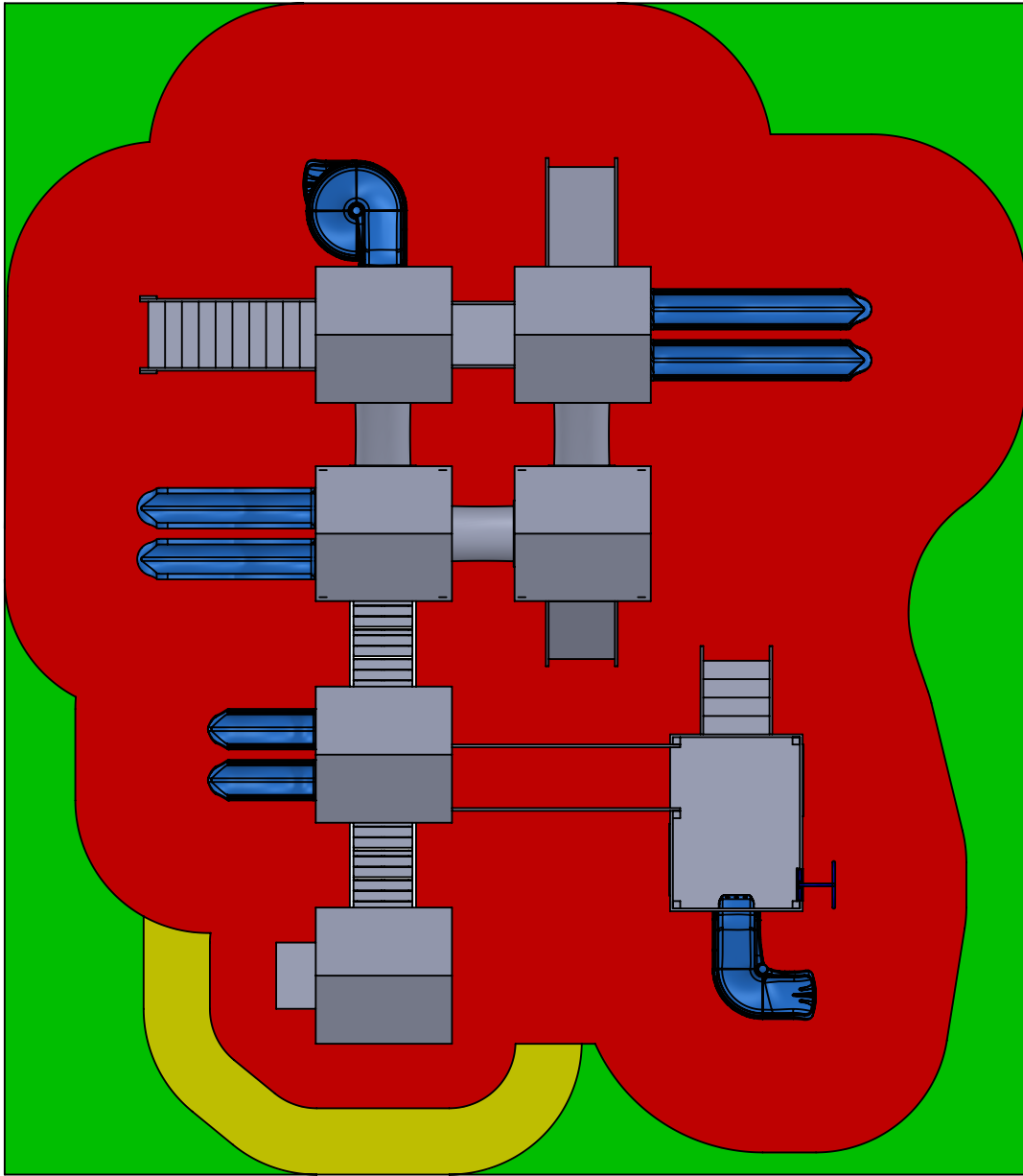
1

2

1

B

B



A

A

<b>King Swings</b>		

C:\Users\sales\Desktop\LOCAL WORKSPACE\2023\Commercial\2023 NEW sets\Use Zones\_LargeSetOptionAssembly

**PROPRIETARY AND CONFIDENTIAL**

THE INFORMATION CONTAINED IN THIS DRAWING IS THE SOLE PROPERTY OF KING SWINGS. ANY REPRODUCTION IN PART OR AS A WHOLE WITHOUT THE WRITTEN PERMISSION OF KING SWINGS IS PROHIBITED.

SIZE	DWG. NO.	REV.
SCALE:1:100	WEIGHT:	SHEET 3 OF 3

2

1